

COVID-19 - Aggiornamento alla Settimana 42 (12/10/2020 - 18/10/2020)

		a	b	c	d = a+b+c	e	f	
Incremento settimanale								
POSITIVI AL COVID-19								
Ricoverati con sintomi	Terapia intensiva	Isolamento domiciliare	Casi attivi	DIMESSI / GUARITI	DECEDUTI	NUOVI Casi		
P.A. Trento	Settimana 42	19	0	101	120	233	9	362
MARCHE	Settimana 42	44	7	691	742	120	3	865
LOMBARDIA	Settimana 42	632	62	9.751	10.445	3.207	93	13.745
PIEMONTE	Settimana 42	402	31	4.344	4.777	689	21	5.487
EMILIA-ROMAGNA	Settimana 42	185	44	2.585	2.814	344	20	3.178
VALLE d'AOSTA	Settimana 42	12	-1	320	331	16	0	347
VENETO	Settimana 42	140	20	3.177	3.337	973	38	4.348
ABRUZZO	Settimana 42	54	5	1.037	1.096	34	7	1.137
P.A. Bolzano	Settimana 42	32	6	629	667	88	0	755
MOLISE	Settimana 42	3	0	187	190	27	0	217
CAMPANIA	Settimana 42	185	17	5.969	6.171	1.096	22	7.289
TOSCANA	Settimana 42	199	24	3.621	3.844	778	20	4.642
FRIULI VENEZIA GIULIA	Settimana 42	34	9	715	758	139	5	902
LIGURIA	Settimana 42	164	13	984	1.161	1.668	17	2.846
CALABRIA	Settimana 42	20	4	318	342	127	1	470
LAZIO	Settimana 42	174	30	4.334	4.538	512	48	5.098
SICILIA	Settimana 42	105	32	2.252	2.389	580	29	2.998
BASILICATA	Settimana 42	7	0	188	195	28	4	227
SARDEGNA	Settimana 42	68	7	549	624	454	9	1.087
PUGLIA	Settimana 42	76	15	1.335	1.426	420	27	1.873
UMBRIA	Settimana 42	57	5	1.133	1.195	219	4	1.418

% Casi attivi / Max	% sospetto diagnostico / Casi testati	% screening / Casi testati	% casi positivi / Casi testati	% Casi Totali / Popolaz.	% Decessi / Popolaz.	% Totale attualmente positivi / Popolaz.
*		**				
61,93%	9,31%	7,24%	16,55%	1,28%	0,078%	0,149%
45,29%	12,27%	0,00%	12,27%	0,61%	0,065%	0,133%
37,56%	9,99%	4,68%	14,67%	1,26%	0,170%	0,232%
37,45%	4,29%	12,03%	16,32%	1,00%	0,096%	0,224%
33,69%	5,12%	3,68%	8,80%	0,92%	0,101%	0,205%
13,30%	24,31%	4,31%	28,63%	1,43%	0,115%	0,416%
12,73%	2,43%	18,96%	21,40%	0,73%	0,046%	0,192%
0,00%	11,14%	-0,20%	10,94%	0,47%	0,037%	0,190%
0,00%	17,08%	0,00%	17,08%	0,93%	0,057%	0,312%
0,00%	2,68%	0,00%	2,68%	0,31%	0,008%	0,114%
0,00%	13,72%	0,23%	13,95%	0,44%	0,009%	0,289%
0,00%	9,45%	0,63%	10,09%	0,61%	0,032%	0,267%
0,00%	13,68%	0,94%	14,62%	0,53%	0,030%	0,171%
0,00%	22,30%	1,90%	24,20%	1,16%	0,105%	0,240%
0,00%	0,00%	3,31%	3,31%	0,14%	0,005%	0,055%
0,00%	3,08%	3,78%	6,86%	0,42%	0,017%	0,244%
0,00%	7,71%	4,64%	12,36%	0,24%	0,007%	0,134%
0,00%	0,32%	4,74%	5,05%	0,22%	0,007%	0,119%
0,00%	6,18%	5,97%	12,15%	0,37%	0,011%	0,205%
0,00%	3,72%	10,63%	14,35%	0,28%	0,016%	0,129%
0,00%	4,22%	13,71%	17,94%	0,53%	0,010%	0,273%

ITALIA	Settimana 42	2.612	330	44.220	47.162	11.752	377	59.291
--------	--------------	-------	-----	--------	--------	--------	-----	--------

0,0%	7,62%	4,63%	12,25%	0,68%	0,060%	0,208%
------	-------	-------	--------	-------	--------	--------

somma

2.612	330	44.220	47.162	11.752	377	59.291
VERO	VERO	VERO	VERO	VERO	VERO	VERO

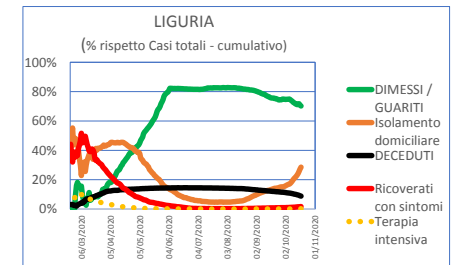
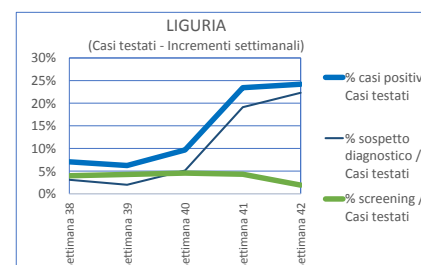
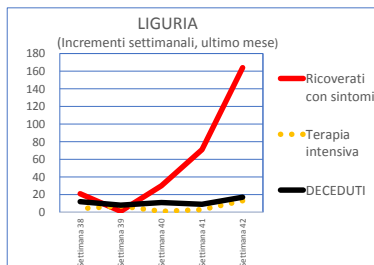
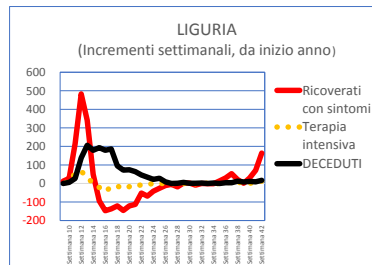
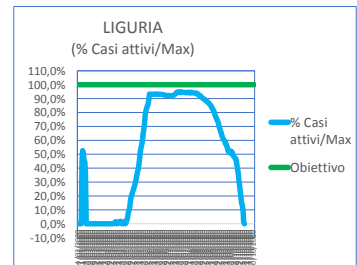
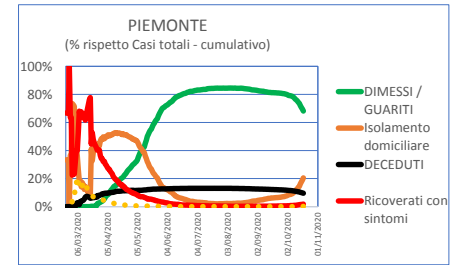
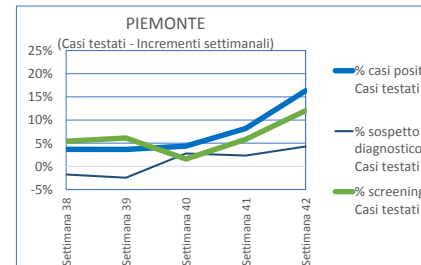
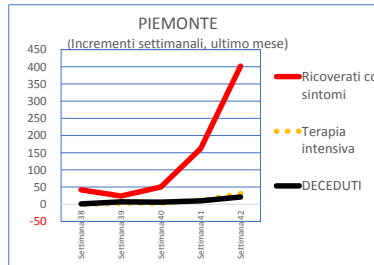
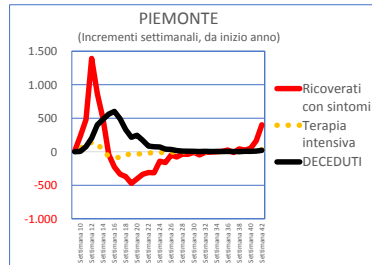
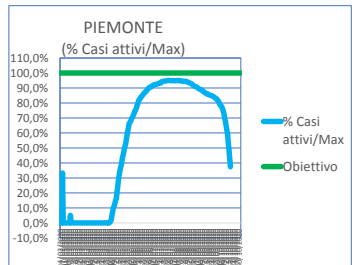
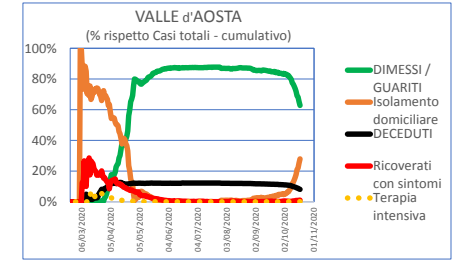
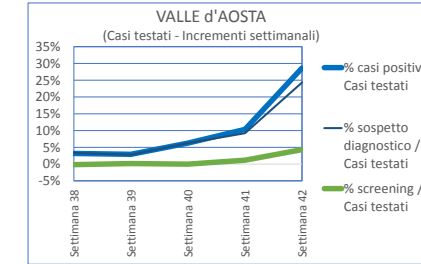
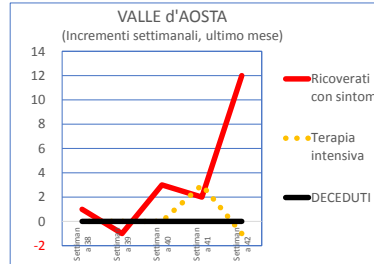
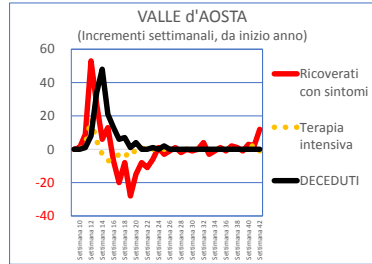
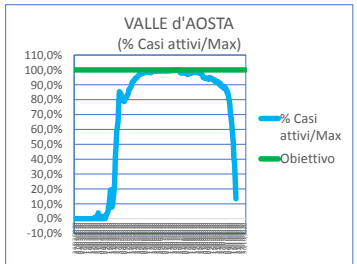
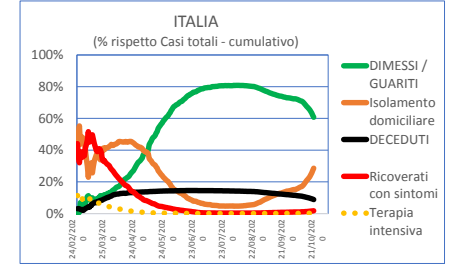
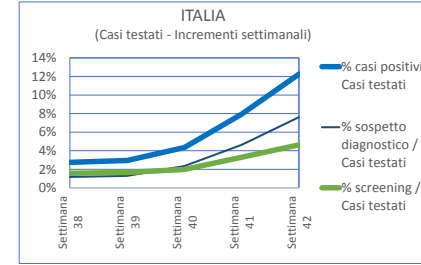
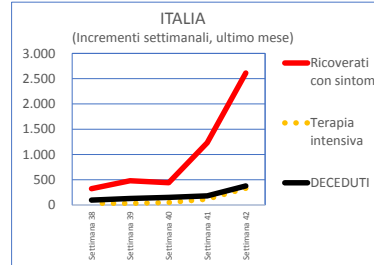
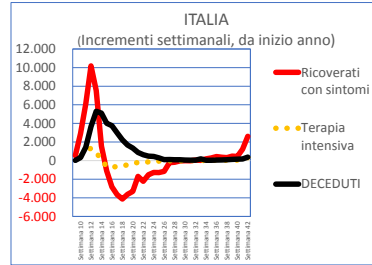
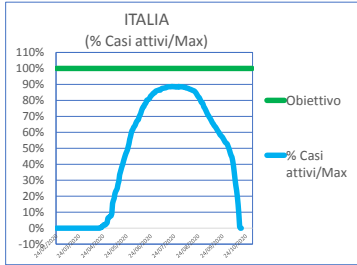
Incremento settimanale							
POSITIVI AL COVID-19							
Ricoverati con sintomi	Terapia intensiva	Isolamento domiciliare	Casi attivi	DIMESSI / GUARITI	DECEDUTI	NUOVI Casi	

% Casi attivi / Max	% sospetto diagnostico / Casi testati	% screening / Casi testati	% casi positivi / Casi testati	% Casi Totali / Popolaz.	% Decessi / Popolaz.	% Totale attualmente positivi / Popolaz.
---------------------	---------------------------------------	----------------------------	--------------------------------	--------------------------	----------------------	--

pagina vuota

Attenzione: le SCALE VERTICALI di ogni Regione non sono uguali !!

Incrementi/decrementi settimanali: per la più recente, se non è terminata, è una STIMA sui primi giorni disponibili)



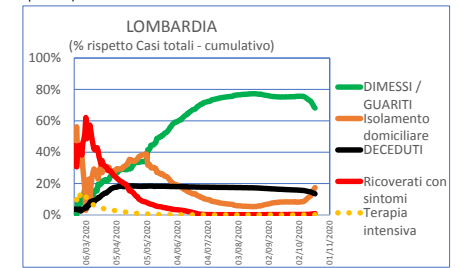
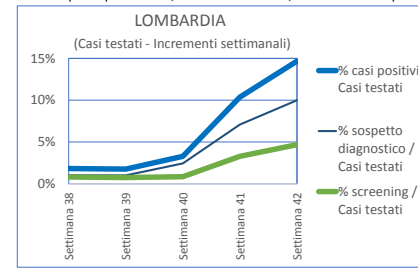
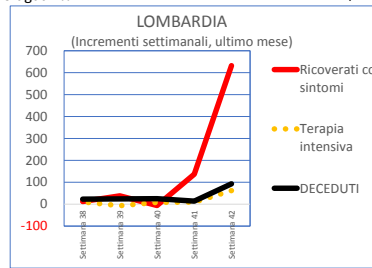
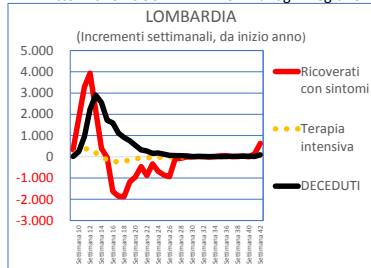
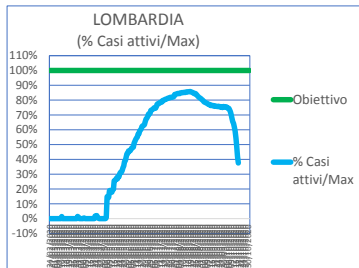
NA SU

NA SU

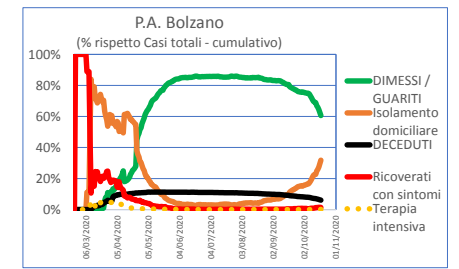
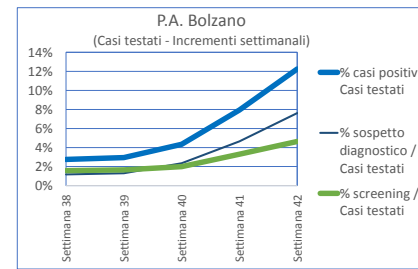
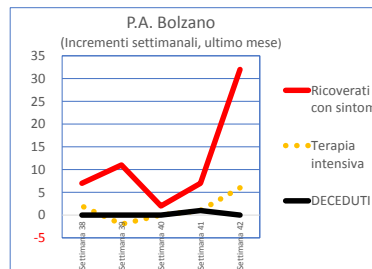
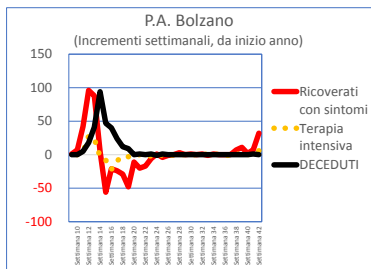
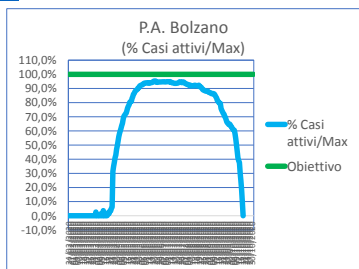
NA SU

NA SU

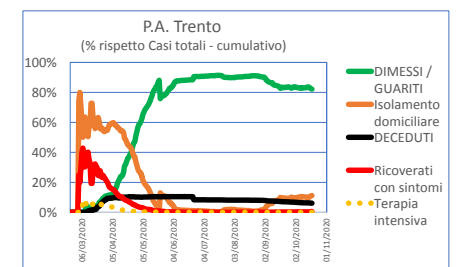
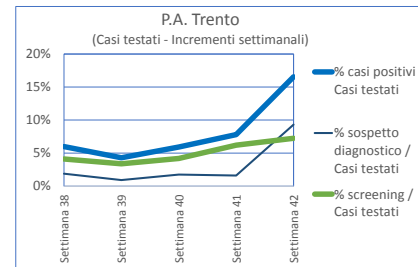
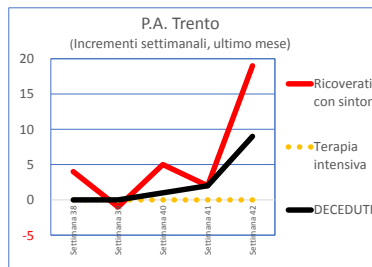
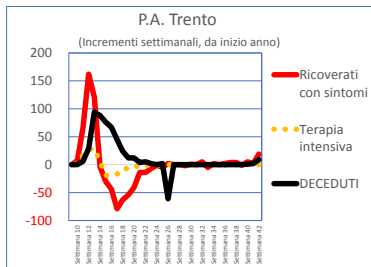
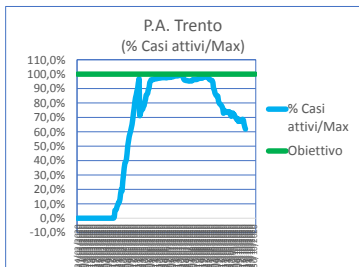
Attenzione: le SCALE VERTICALI di ogni Regione non sono uguali !! Incrementi/decrementi settimanali: per la più recente, se non è terminata, è una STIMA sui primi giorni disponibili



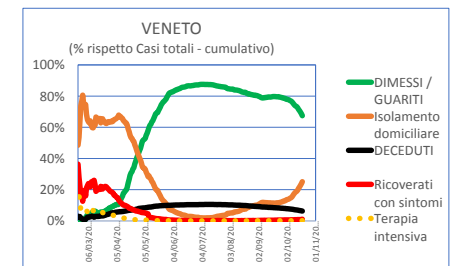
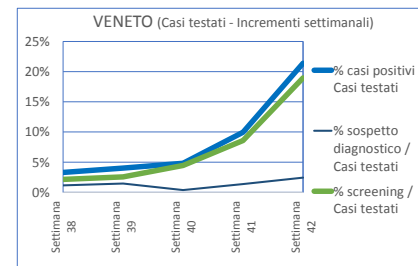
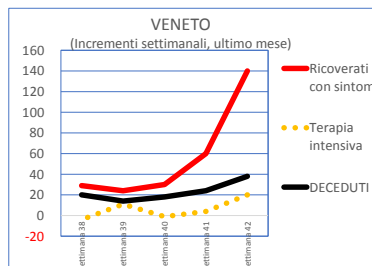
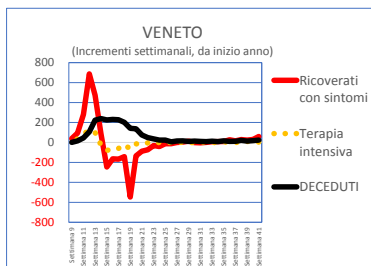
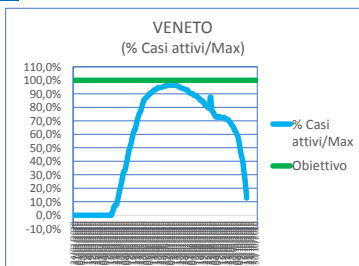
NA SU



NA SU



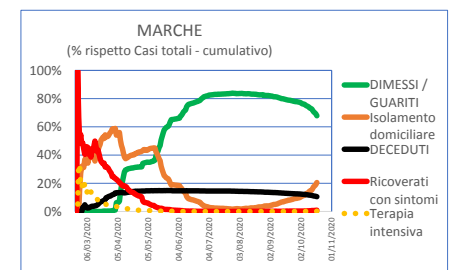
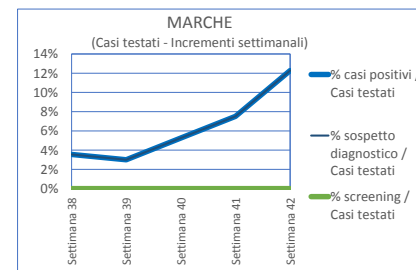
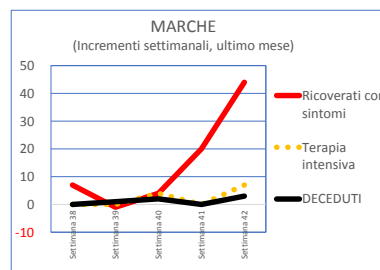
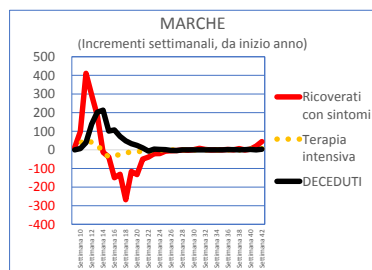
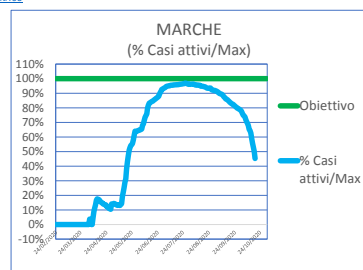
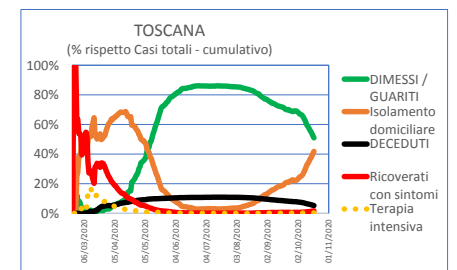
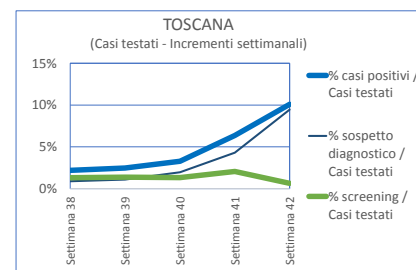
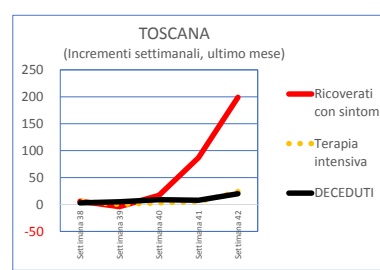
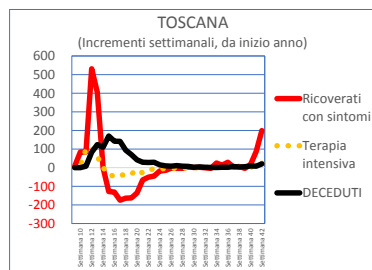
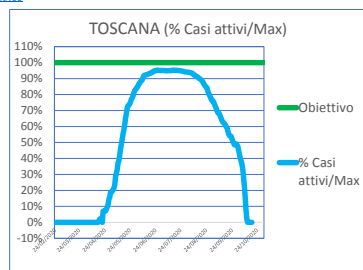
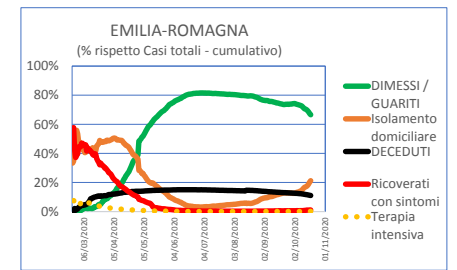
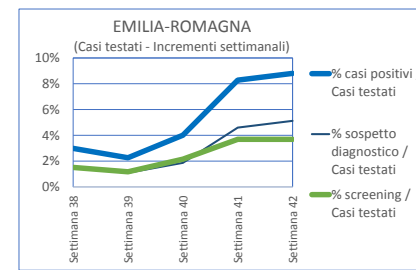
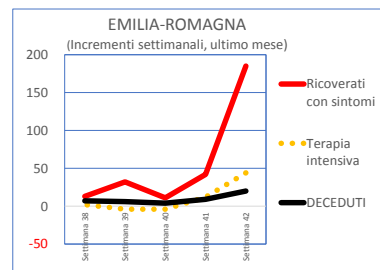
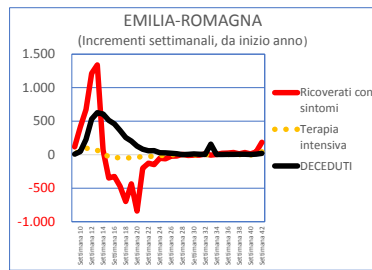
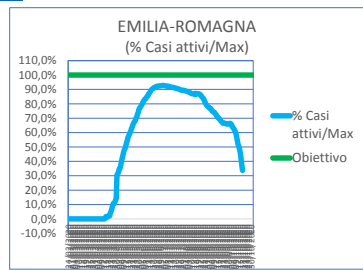
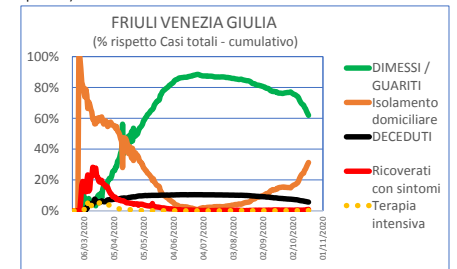
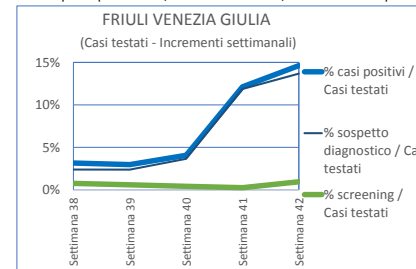
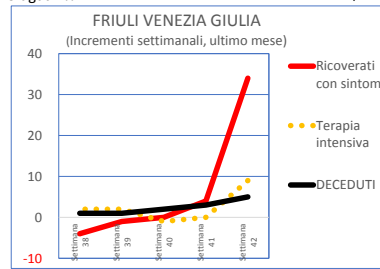
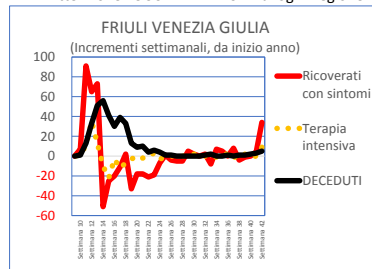
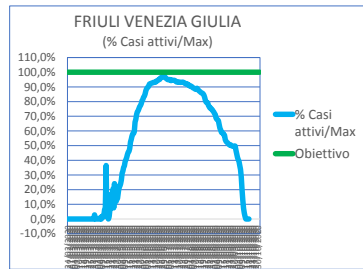
NA SU



NA SU

Attenzione: le SCALE VERTICALI di ogni Regione non sono uguali !!

Incrementi/decrementi settimanali: per la più recente, se non è terminata, è una STIMA sui primi giorni disponibili



NA SU

NA SU

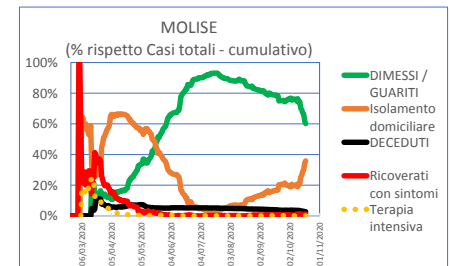
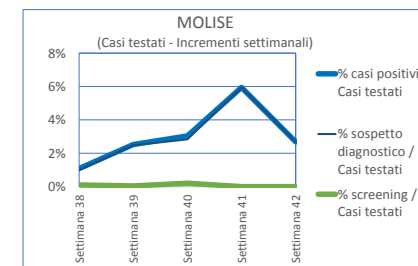
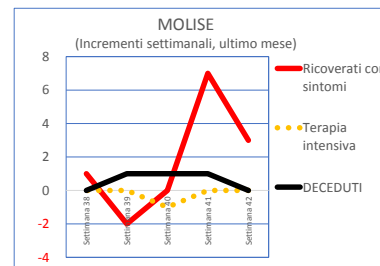
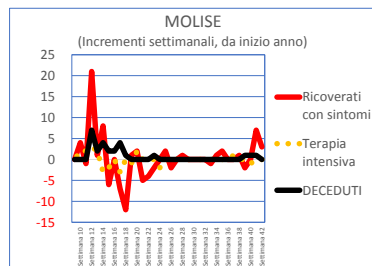
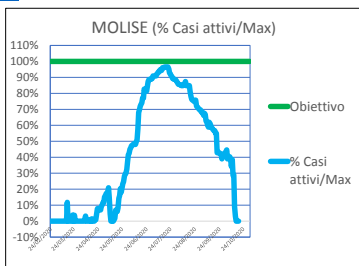
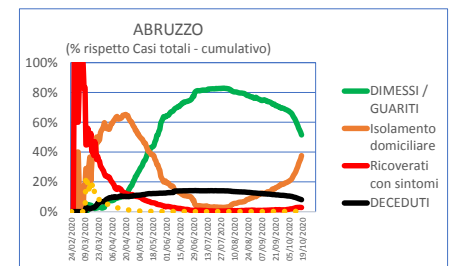
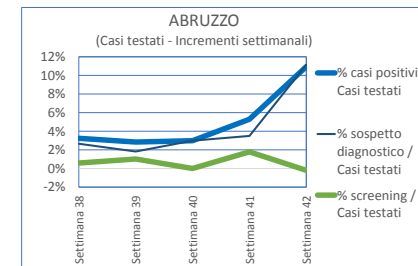
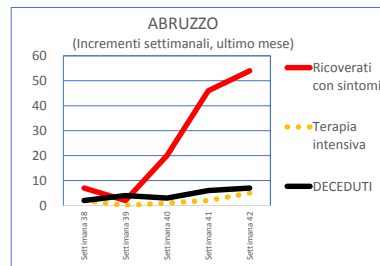
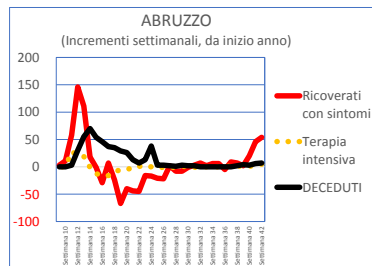
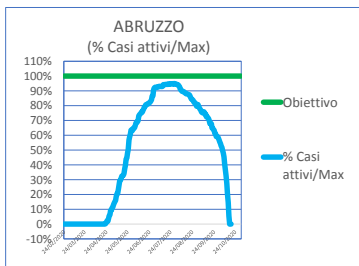
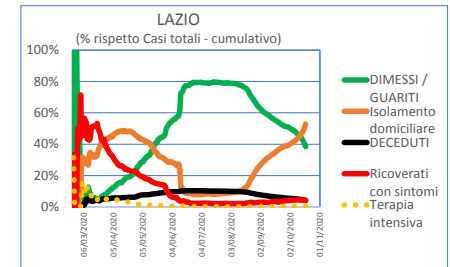
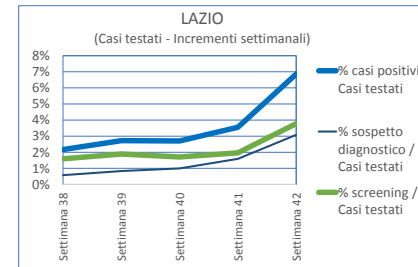
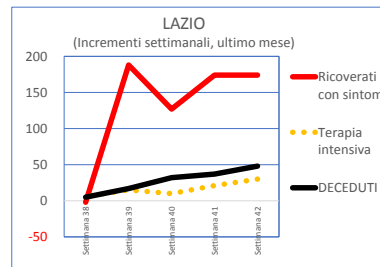
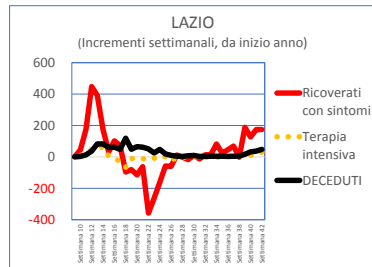
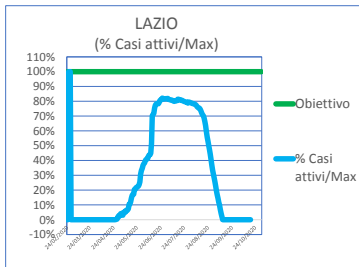
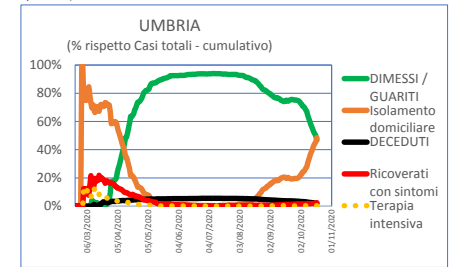
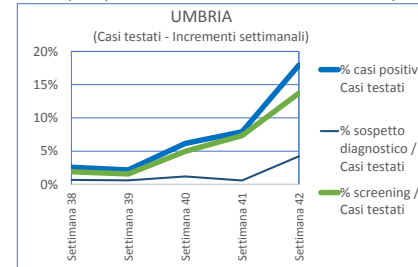
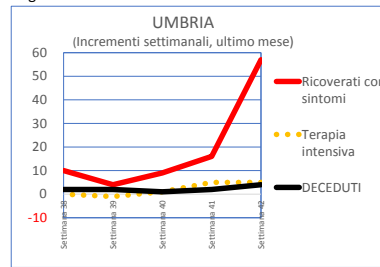
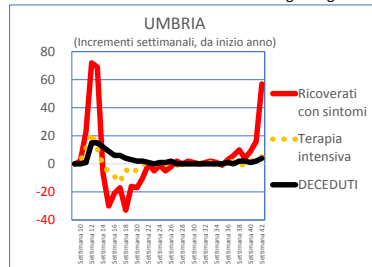
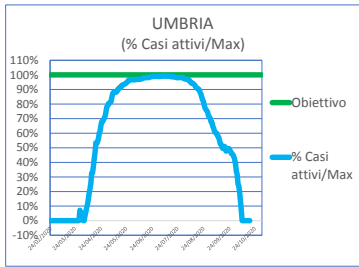
NA SU

NA SU

COVID-19 - Aggiornamento alla Settimana 42 (12/10/2020 - 18/10/2020)

Attenzione: le SCALE VERTICALI di ogni Regione non sono uguali !!

Incrementi/decrementi settimanali: per la più recente, se non è terminata, è una STIMA sui primi giorni disponibili



NA SU

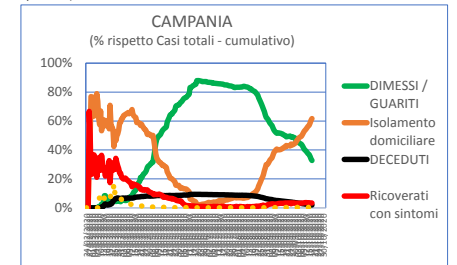
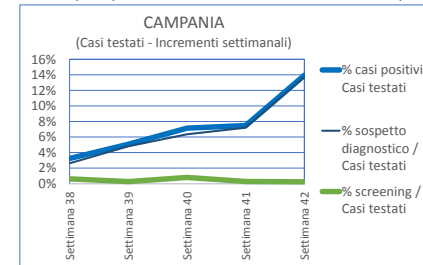
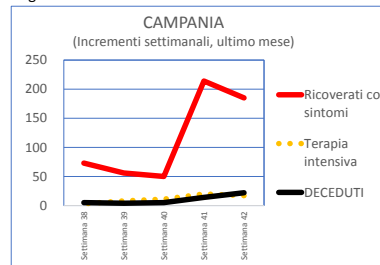
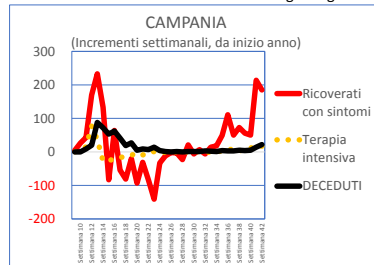
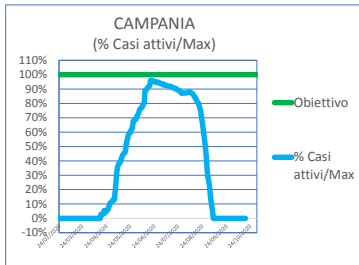
NA SU

NA SU

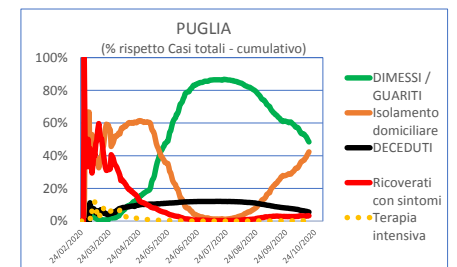
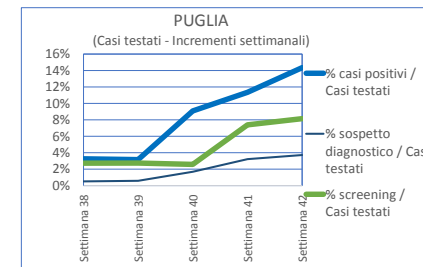
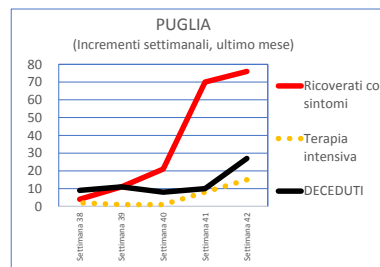
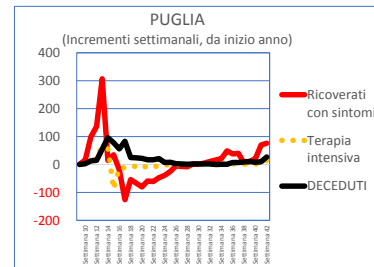
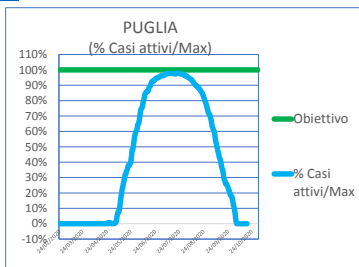
NA SU

Attenzione: le SCALE VERTICALI di ogni Regione non sono uguali !!

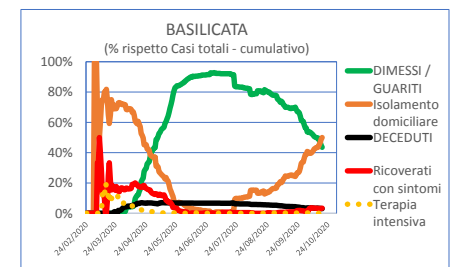
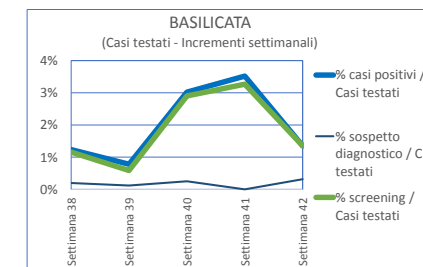
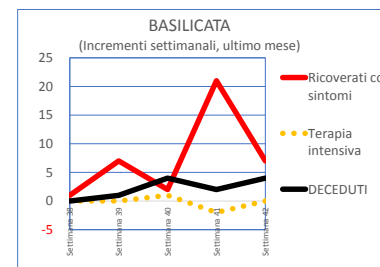
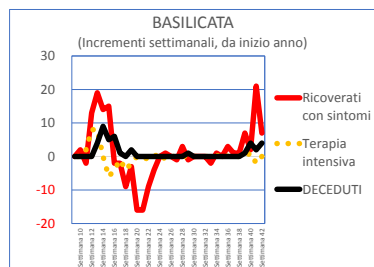
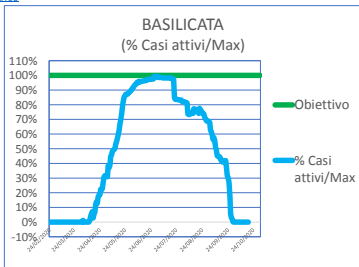
Incrementi/decrementi settimanali: per la più recente, se non è terminata, è una STIMA sui primi giorni disponibili



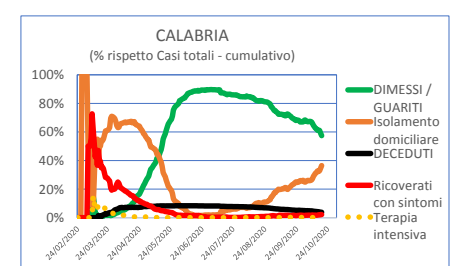
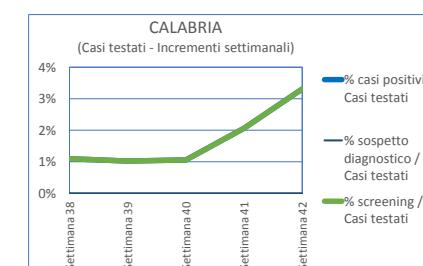
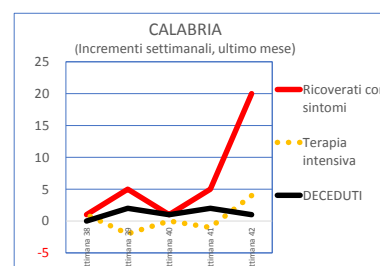
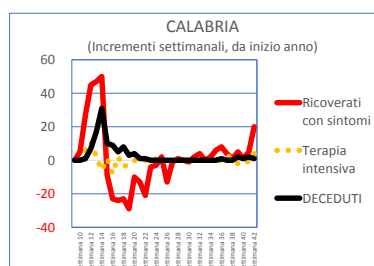
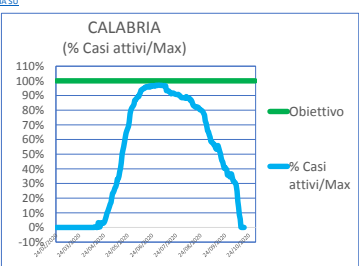
NA SU



NA SU



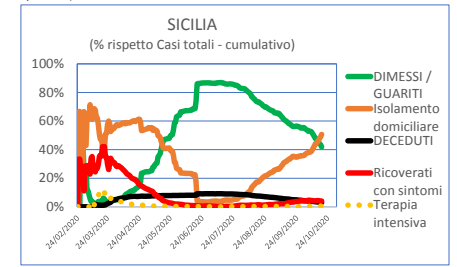
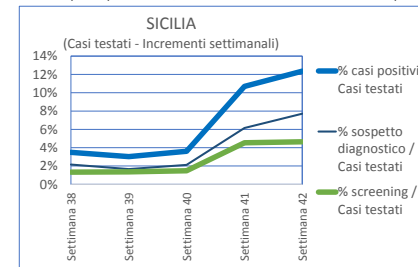
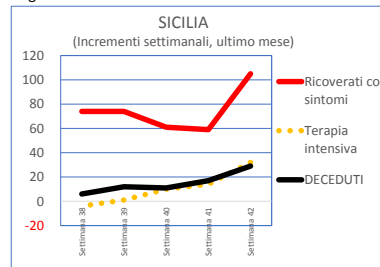
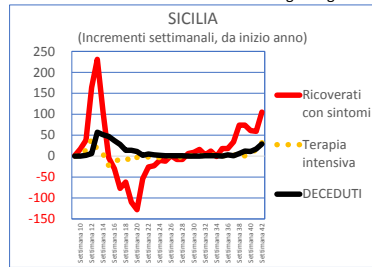
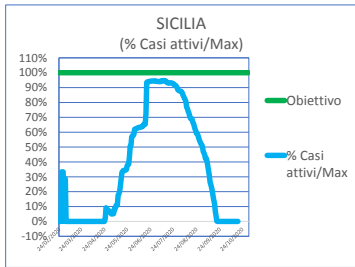
NA SU



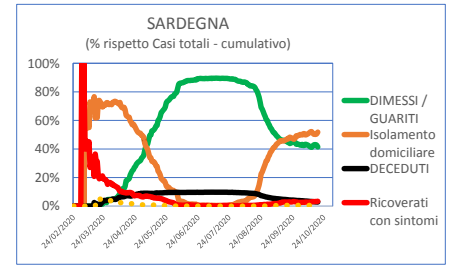
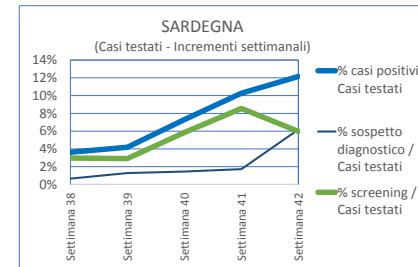
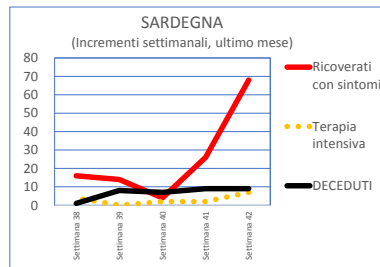
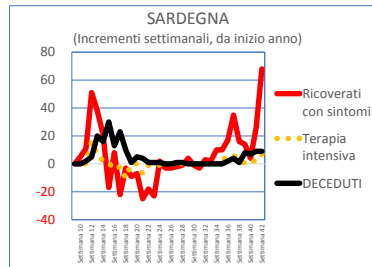
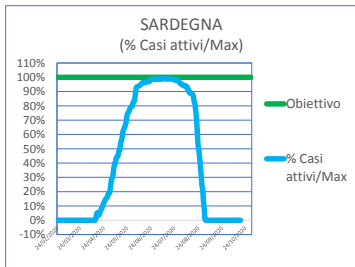
NA SU

Attenzione: le SCALE VERTICALI di ogni Regione non sono uguali !!

Incrementi/decrementi settimanali: per la più recente, se non è terminata, è una STIMA sui primi giorni disponibili



NA SI



NA SI